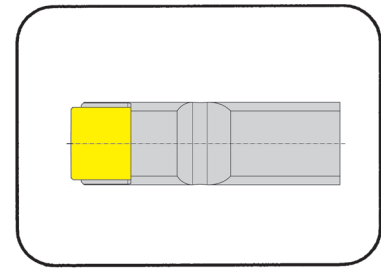
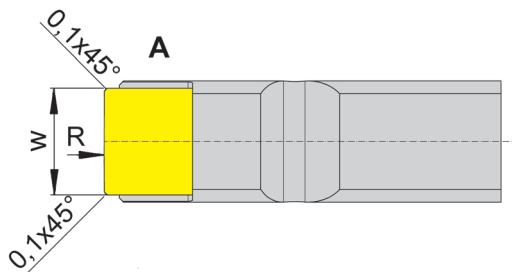
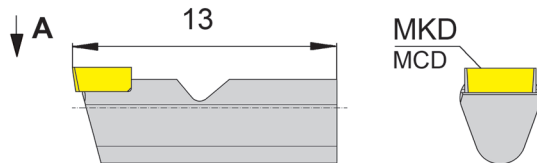


SCHNEIDPLATTE Typ INSERT type

105



Längsdrehen
Side turning



für Kassette
for use with Cassette

Typ NH105
type

D

Bestellnummer Part number	w	R	MD10	Geometrien für / Geometries for		
				Aluminium Aluminium	Messing Brass	Kunststoffe (PMMA) Synthetics (PMMA)
105.300.AD.06	3,5	300	▲	x		
105.300.KD.06	3,5	300	▲			x
105.300.MD.06	3,5	300	▲		x	

▲ ab Lager / on stock
Δ 4 Wochen / 4 weeks

Abmessungen in mm
Dimensions in mm

Spitzenhöhe muss ausgemessen und eingestellt werden.
Schneiden nur optisch vermessen!
Centre height must be measured and adjusted to the correct position.
Cutting edges must be measured optically!

MKD - Nachschliff auf Anfrage
MCD - Regrind upon request